



PrimeKinetix  
Austin Tx  
877-215-1124



# User manual

## MyoStim-2

Read entire manual before operating this product. Use only as directed.

## Contents

Security Considerations	-----	01
Warnings	-----	02
Precautions	-----	02
Compulsory Compliance	-----	03
User Suitability	-----	04
Parts Included	-----	05
Functional Area Description	-----	05
Sticker Operation Instructions	-----	06
Charging Instructions	-----	06
Massage Host Operation Istructions	-----	07
Using	-----	08
Cleaning And Storage	-----	09
Parameter	-----	09
Troubleshooting	-----	10





## Security Considerations

Please read carefully (CAUTIONS ON SAFETY) and use it correctly.












After reading, be sure to save it for later reading.

In order to make sure that the person who borrowed it can use the product safely, please forward this manual.




In order to use the product safely and correctly, the following symbols are also used in this manual and in the product:

symbols	Detailed
 warning	Failure to observe this symbol may result in serious injury or death.
 warning	Failure to observe this symbol may result in personal injury or property damage.
 Note	Prohibit.
 note	Must be implemented.


## Warnings

	Do not use wet hands.		
	Keep the product dry, prohibited in the bathroom and humid environments.		
	Acupuncture is prohibited.		
	Prohibited when the power is turned on, peeling the gel or touch the gel, otherwise you will be feel strongly stimulated.		
	Do not put the goods into fire or get wet.		
	Please do not put it into the water to get it wet.		
	Please replace the gel pads when the power is off, please dry the hands before using the product to prevent failure, burns, electric shock.		
	Do not store in direct sunlight.		Do not store in dusty places.
	Do not store at high temperature.		Do not store at high humidity.


## Precautions

	Turn off the power after use, and then removed from the human body.
	When using, please take off your body glasses, rings, watches and other metal items.
	This goods is only use for home, please do not use for business purposes.

## Parts Included



## Functional Area Description



## Sticker Operation Instructions

1. Peel off the blue plastic film from one side of the enclosed electrode gel pad.
2. And follow the schematic to install the electrode gel pad onto the back side of the control unit.
3. Please keep the gel pad flat to the machine.
4. Peel off the transparent plastic film can be used  
(note: Please try to avoid the gel pad sticky crooked, wrinkles and have the bubbles, if there is bubble inside, please squeeze the bubbles outside the gel)



## Charging Instructions

Before use, it is recommended to charge the EMS device with the enclosed USB cable, which could connect to the computer or the adaptor.



When charging, the light will flash, and when the battery is full, the light will be consistent on.

## Compulsory Compliance

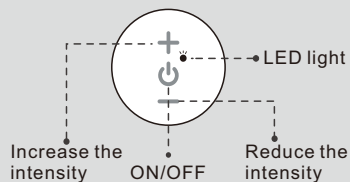
!	This goods is only use for home, please do not use for business purposes.
!	If the units have unusual smell, sound or delay, please immediately turn off the power, and contact the sales staff.
!	Do not use on face.
!	Replace the gel pads when the power is turned off. Please dry the hands before using the units to prevent malfunction, burns, electric shock.
!	Do not disassemble, install or repair.
!	Prohibited when the power is turned on, peeling the gel or touch the gel, otherwise you will be feel strongly stimulated.
!	Turn off the unit before charging.
!	Disassemble the unit and dispose of it when it is discarded.
!	DO NOT use this device on children or speech impaired.
!	DO NOT use this device while driving or operating machinery.
!	DO NOT use this device while sleeping.

## User Suitability

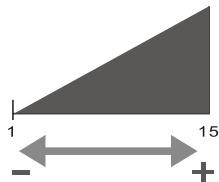
### Please do not use the device if you have the following conditions:

- Do not use this device if you have a cardiac pacemaker, implanted defibrillator, or other implanted metallic or electronic devices.
- Do not place this device over your neck.
- Do not place this device across your chest.
- Do not use this device during pregnancy.
- Do not use this device on children.
- Do not place this device over the carotid sinus nerves, the front of the neck, or around the mouth.
- Do not open unit. Opening will void warranty.
- Do not use this device over, or in proximity to, cancerous lesions.
- Do not place device over open wounds, sores, or rashes, or over swollen, red, infected, or inflamed areas or skin eruptions (e.g., phlebitis, thrombosis, varicose veins).
- Do not use this device when in bath or shower.
- Do not use this device while sleeping.
- Do not use this device while driving or operating machinery.
- Do not use this device in the presence of electromagnetic fields.
- Do not use this device if unit has been damaged.
- Do not use on children or pets.
- Do not use in an area where water or moisture can get on the unit, such as a bathroom or other places with high humidity.

## Massage Host Operation Instructions

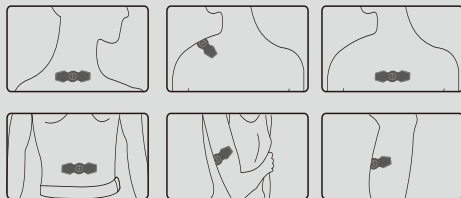


- Press the ON / OFF button to start the unit, buzzing will be on with LED lighting once. Press the ON / OFF button to turn off the unit, buzzing will be on with LED lighting three times.
- Press the "+" or "-" button to adjust the intensity, the output intensity total have 15 levels, when the unit is turned on, the intensity is on 1 level, the buzzing will be on with LED lighting once when you adjust the intensity. And the buzzer will be sounded twice when it's in the strongest intensity or lowest intensity.
- When the unit leave the skin(The unit is turn on), the buzzing will be on with LED Lighting to remind you, when the unit returns on the skin again, the intensity will return to 1 level.



## Using

- Before use, please take the body parts to clean and keep dry, then Peel off the surface of the transparent isolation film. Place the EMS device onto the treatment areas (such as the back, shoulders, arms, legs, etc.) and Press down firmly and ensure a full and firm contact with skin. First use, please start from the low intensity, and then gradually increase the intensity



## Tips

- Please charge in time, if the buzzing weakens, the current intensity decreases, or the indicator light color is dimmed, the use of sudden shutdown means that the battery is lower.
- Turn off the power after use, and then removed from the human body.
- After use, the product will be affixed to the Pad holder and stored in the PVC carry bag, to prevent the gel dirty or dry.
- The electrode gel pads are disposable, such as the use of 20 minutes each time, about 30 times can be used, (which will vary and depend on the frequency of use. Avoid touching the adhesive area of pads with fingertips, the grease on which will shorten the pad lifespan.) The gel pads should be replaced when they lose their adhesiveness. Keeping pads clean will extend their lifespan.

## Cleaning And Storage

- When cleaning, please use a dry cloth, or a damp cloth with a small amount of soapy water.
- Do not allow the control unit to get wet
- Do not use detergent.
- Do not use sharp objects such as nails or brushes.
- Do not wash in water.
- Do not rub during cleaning.
- Do not stick two pieces of gel together.
- Keep away from direct sunlight and keep it ventilated.
- Do not use other chemicals, such as alcohol, banana water.
- After use, dip a little water on the fingers, stroking stickers surface for cleaning.



## Parameter

Power	rechargeable Lithium battery	Material	The silicone
Output Voltage (Max Vpp)	55V at 500Ω	Size	155x54x10mm
Pulse width	50-100μS	Weight	9g
Frequency	1-100Hz		
Other	Lone combine mode, with 7 different massage programs Adjustable intensity of 15 levels    Countdown timer of 20 min		

## Troubleshooting

Troubleshooting	Problem solving
It does not matter to use every day?	The same place do not use more than once a day.
Can be used continuously?	Do not use more than 20 minutes for the same part.
Which parts can not be used?	heart, wound, nevus, vein, mouth, genitals, face, skin inflammation, itching, cut.
Device does not turn on?	Check if battery is low and need to be charged.
The device have continuous beep when using, and can not increase the intensity gear?	Be sure skin is clean and pads are firmly attached to skin, and the battery is low and need to be charged.
Electrode gel pads are not sticky?	The electrode gel pads will lose adhesiveness over use. please contact the seller for replacements.
Stimulation is weak or non-existent?	The battery is low and need to be charged.